

“ **The Politics of Aging, Diversity and Disability:
Can America Create a Healthy Longevity?**

By **Fernando Torres-Gil, MSW PH.D.**
 UCLA Professor Emeritus of Social Welfare and Public Policy
 Director, UCLA Center for Policy Research on Aging
 Co-Chair, UCLA Academic Program Review Committee
 Adjunct Professor, USC School of Gerontology

1

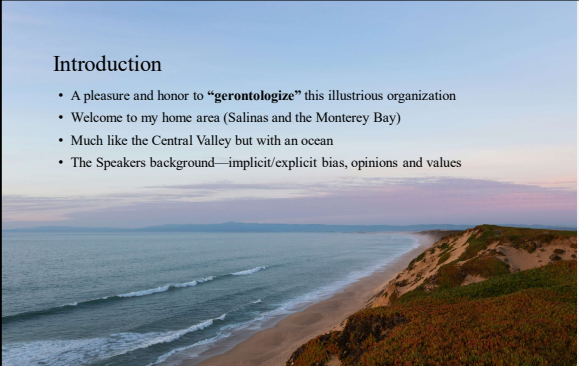
“ **The Politics of Aging, Diversity and Disability:
Can America Create a Healthy Longevity?**

By **Fernando Torres-Gil, MSW PH.D.**
 With special acknowledgment to:
 UCLA Undergrad Major in Cognitive Science and Communication,
 Ms. Siqi Wang,
 for invaluable research assistance and conceptual contributions.

2

Introduction

- A pleasure and honor to “**gerontologize**” this illustrious organization
- Welcome to my home area (Salinas and the Monterey Bay)
- Much like the Central Valley but with an ocean
- The Speakers background—implicit/explicit bias, opinions and values



3

How might this title have relevance to your work?

- What is it about today's contemporary events that ties meaning and urgency to:
- Addressing social, health and mental health in an **aging and diverse nation**
 - Examples of current policy/politics debates
- The "silly"—when is one too old to be President?
- The Serious—what type of social safety net should we have, if any for
 - A society with serious social, economic, retirement and health disparities

Feb. 27

POLITICS

Biden Tries to Turn the Tables on Trump: 'He's About as Old as I Am'

In his first election-year appearance on a late-night television show, the president joshed with Seth Meyers and poked at former President Donald J. Trump's own memory lapses.

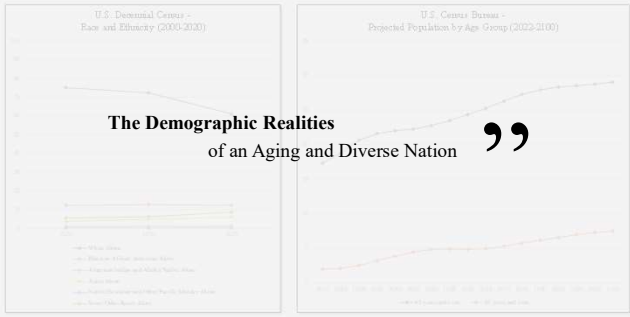
By Peter Baker



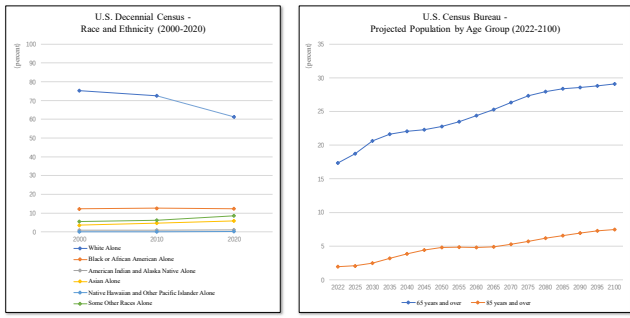
PRINT EDITION: Biden Jabs His Rival: 'He's About as Old as I Am' | February 28, 2024, Page A18

4

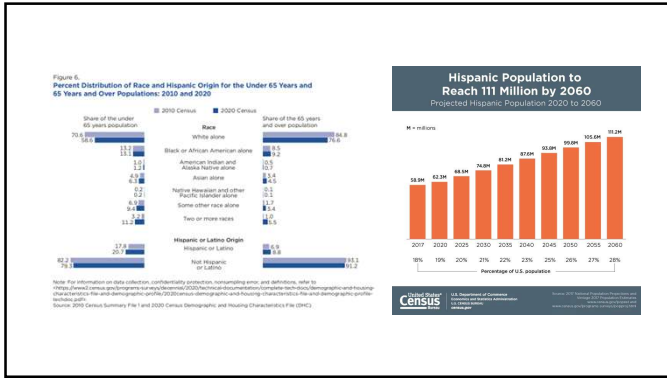
The Demographic Realities of an Aging and Diverse Nation ”



5



6



7

Addressing Impediments and Opportunities

- For health, mental health and long term care.
- How might the realities of politics and policy create tensions yet perhaps give hope and opportunities, now and in the future?
- ...

8

Historical Background

- A little historical background might help – “the Way Back Machine”.
 - “We’ve been through this before”
- From the “good ole days” prior to the **Great depression**, to the **20th century** crisis and social transformation
 - Wars, geopolitical challenges, environmental
- Shifting public narratives – **deserving and undeserving**.
- The unique nature of the USA Constitutional form of government
 - Hard to get things done, enables all views (however divisive), yet
 - We have always found a solution/redress/escape from chaos
- Health and Mental health pendulum swings over the last 70 years

9

“isms”: Ageism, Ableism, Sexism, etc.


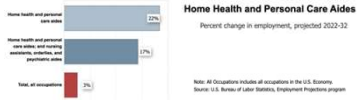
- What can overarching differences and divisions?
- The great equalizers
 - long term care shortcomings, homelessness and public insecurities — we will all get old and seek health and retirement security
- Who will care for us and the inevitable need for foreign workers?



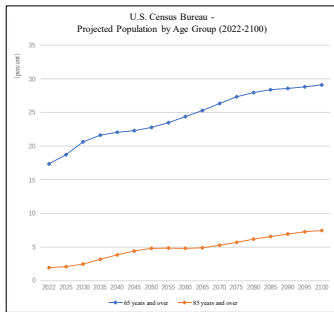
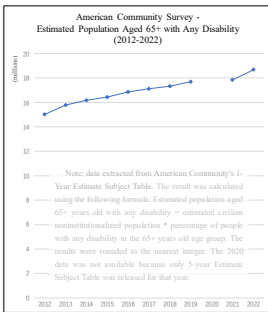
10

Caregiving—Long Term care—End of life

- The rise of +85 years and the increased reliance on caregiving.
- ...




11



12

Caregiving—Long Term care—End of life

- The rise of +85 years and the **increased reliance on caregiving.**
- The myths and realities of long term care and caregiving.
- The **“Forgotten Middle”**—Medicaid/IHHS—Self-Pay-LTC insurance
- When no one is available for your ADLs



13

“The Perfect Storm”

- When demographics, public narratives, self-interest come together.
- Baby Boomers and Millennials: at **the Vacissitudes of aging.**
 - Ai Jen Poo—the prophet—Biden Administration support
- The demise of the Long term Care work force
- Aging, Long Term Care and End-of Life are non-partisan issues



14

The California Master Plan on Aging —Hopes and Opportunities

- Building on Washington State—State funded LTC and
 - The failed Federal attempt, the CLASS Act
- California: Aging, Majority-Minority, Innovative
- THE MPA Process, Recommendations, Achievements
- Equity Lens, Intergenerational, Aging AND Disability




15

Back to the Question: “Can America Create a Healthy Longevity?”

- Answer: “Yes, But.....”
- Refining the question: What constitutes “healthy” and “Longevity”
- Life Span, Health Span, Mental Health, SES, Zip Code
- Addressing Social, Health/Mental Health, Economic Inequities
- Redressing the “Isms”
- YOUR ROLE IN ALL THIS



16



Optimism and the Next 20 Years —When it all comes together

- Rough seas but safe harbors
- Constitutional Democracy and American Pendulums
- Its your world now

17

References

Caplan, Z., & Rahe, M. (2023). *The Older Population: 2020*. U.S. Census Bureau. <https://www2.census.gov/programs-surveys/decennial/2020/technical/ado>

documentation/complete-tech-docs/demographic-and-oussing/characteristics-file-and-demographic-profile/2020/census-demographic-and/oussing-characteristics-file-and-demographic-profile/techdoc.pdf

Torres-Gil, F., & Angel, J. (2019). *The Politics of a majority-minority nation: Aging, diversity, and immigration*. Springer Publishing Company.

U.S. Bureau of Labor Statistics. (2023). *Occupational outlook handbook: Home health and personal care aides* [Graph]. Retrieved February 29, 2024, from <https://www.bls.gov/osh/healthcare/home-health-aides-and-personal-care-aides.htm>.

U.S. Census Bureau. (2000). *Race [71], Decennial Census, DEC Redistricting Data (PL 94-171), Table PL001* [Data Set]. Retrieved February 29, 2024, from <https://data.census.gov/tables/DECENNIALPL2000.PL001?y=2000&d=DEC-Redistricting-Data-PL-94-171>.

U.S. Census Bureau. (2010). *Race, Decennial Census, DEC Redistricting Data (PL 94-171), Table P1* [Data Set]. Retrieved February 29, 2024, from <https://data.census.gov/tables/DECENNIALPL2010.P1?y=2010&d=DEC-Redistricting-Data-PL-94-171>.

U.S. Census Bureau. (2012). *Population 65 years and over in the United States, American Community Survey, ACS 1-Year Estimates Subject Tables, Table S0103* [Data Set]. Retrieved February 29, 2024, from <https://data.census.gov/tables/ACSST1Y2012.S0103?y=2012>.

U.S. Census Bureau. (2013). *Population 65 years and over in the United States, American Community Survey, ACS 1-Year Estimates Subject Tables,*

18

References

U.S. Census Bureau. (2014). *Population 65 years and over in the United States, American Community Survey, ACS 1-Year Estimates Subject Tables, Table S0103* [Data Set]. Retrieved February 29, 2024, from <https://data.census.gov/table/ACSST1Y2014.S0103?y=2014>.

U.S. Census Bureau. (2015). *Population 65 years and over in the United States, American Community Survey, ACS 1-Year Estimates Subject Tables, Table S0103* [Data Set]. Retrieved February 29, 2024, from <https://data.census.gov/table/ACSST1Y2015.S0103?y=2015>.

U.S. Census Bureau. (2016). *Population 65 years and over in the United States, American Community Survey, ACS 1-Year Estimates Subject Tables, Table S0103* [Data Set]. Retrieved February 29, 2024, from <https://data.census.gov/table/ACSST1Y2016.S0103?y=2016>.

U.S. Census Bureau. (2017). *Population 65 years and over in the United States, American Community Survey, ACS 1-Year Estimates Subject Tables, Table S0103* [Data Set]. Retrieved February 29, 2024, from <https://data.census.gov/table/ACSST1Y2017.S0103?y=2017>.

U.S. Census Bureau. (2018a). *Hispanic population to reach 111 million by 2060: Projected Hispanic population 2020 to 2060* [Graph]. U.S. Census Bureau. <https://www.census.gov/library/visualizations/2018/com/hispanic-projected-pop.html>

U.S. Census Bureau. (2018b). *Population 65 years and over in the United States, American Community Survey, ACS 1-Year Estimates Subject Tables, Table S0103* [Data Set]. Retrieved February 29, 2024, from <https://data.census.gov/table/ACSST1Y2018.S0103?y=2018>.

U.S. Census Bureau. (2019). *Population 65 years and over in the United States, American Community Survey, ACS 1-Year Estimates Subject Tables, Table S0103* [Data Set]. Retrieved February 29, 2024, from <https://data.census.gov/table/ACSST1Y2019.S0103?y=2019>.

19

References

U.S. Census Bureau. (2020). *Race, Decennial Census, DEC Redistricting Data (PL 94-171), Table P1* [Data Set]. Retrieved February 29, 2024, from <https://data.census.gov/table/DECENIALPL2020.P1?y=2020&d=DEC-Redistricting-Data-PL-94-171>.

U.S. Census Bureau. (2021). *Population 65 years and over in the United States, American Community Survey, ACS 1-Year Estimates Subject Tables, Table S0103* [Data Set]. Retrieved February 29, 2024, from <https://data.census.gov/table/ACSST1Y2021.S0103?y=2021>.

U.S. Census Bureau. (2022). *Population 65 years and over in the United States, American Community Survey, ACS 1-Year Estimates Subject Tables, Table S0103* [Data Set]. Retrieved February 29, 2024, from <https://data.census.gov/table/ACSST1Y2022.S0103?y=2022>.

U.S. Census Bureau. (2023). *Projected Population by Age Group and Sex for the United States, Mata Series, 2022-2100* [Data Set]. Retrieved February 29, 2024, from <https://www.census.gov/newsroom/press-kits/2023/population-projections.html>.

20
